

WEEDER BASED



WEEDER

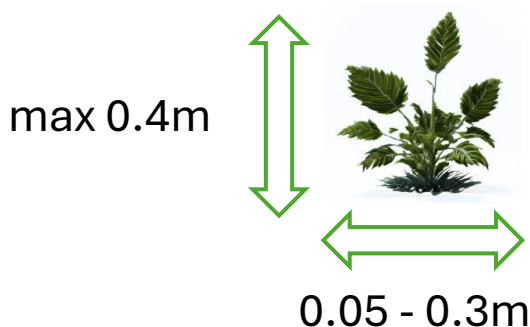
WEEDER BASED is a tractor-mounted weeder that weeds with loosening heads, precisely bypassing crops and destroying weeds.

Controlling the weeder requires an operator on the machine who controls the location of the weeding heads in relation to the plant. The device is easy to adjust and will be comfortable for everyone to use.

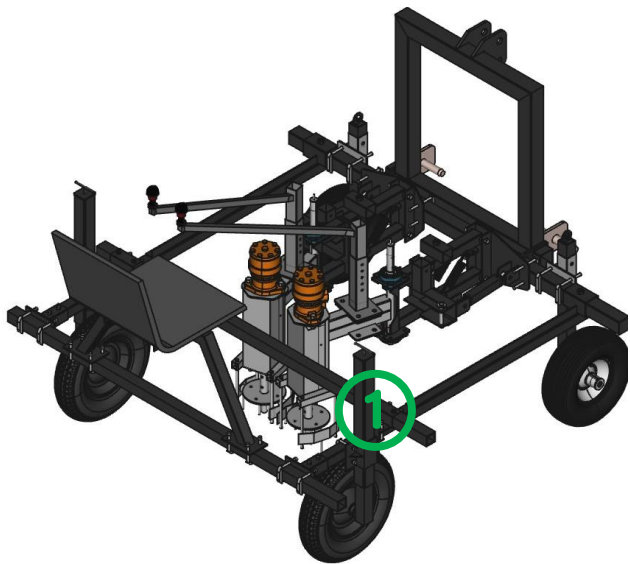
Easily upgradeable to the WEEDER PREMIUM model by additionally purchasing the necessary smart components.

INTENDEED FOR

For plants with a large foliage, the minimum plant diameter is 5cm.



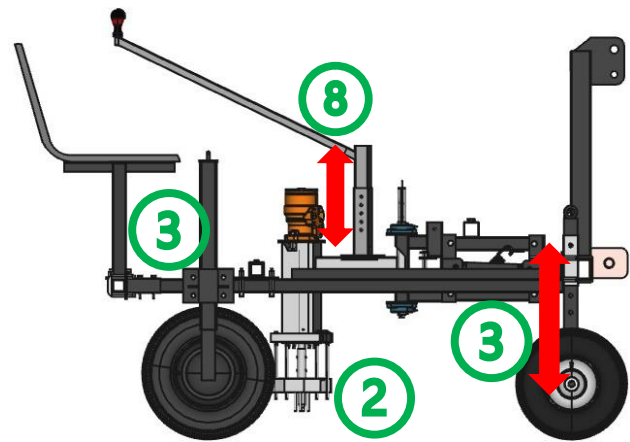
.... Your plant



REQUIRED

Min 20 l/min hydraulic flow

Tractor power from 30-90 HP



ADJUSTABLE

| | |
|---|--|
| 1 | Weeding heads: D=140 for smaller vegetables, D=350 for shrubs and tree seedlings |
| 2 | Weeding tips: - Branches of dissolution - Milling knives |
| 3 | Adjustable height for support wheel |
| 4 | Adjustable position of the support wheel relative to the tractor |
| 5 | Weeding arms relative to the tractor |
| 6 | Footrest position and height |
| 7 | Seat positions |
| 8 | Handle height |
| + | Hydraulic speed |

